

The Atlas Copco logo is centered within a white rectangular box, which is itself set against a larger teal rectangular background in the top right corner of the page.A technical drawing of a compressor is overlaid on a teal triangular graphic in the bottom left corner. The drawing shows various components and dimensions of the machine, including labels like 'C-C (1.3)', 'Ø120', and 'Ø127'.

Ready to go

Stage V compliant range of
small mobile air compressors

Small mobile air compressors

Reliable partner

Atlas Copco's small air compressors are engineered for the toughest environments: from cold winters in the mountains to hot summers in the desert. The units are built to withstand harsh working conditions. Protected by a strong enclosure, they are robust and built to live a long life. The portable air compressors are also compliant with all emission legislations with a strong focus on safety.

Craftsmanship

With more than 150 years of experience, Atlas Copco engineers machines to be performant and reliable but at the same time, compact and light. Atlas Copco does not want to stop at making a standard product, but is always looking for new innovations that improve efficiency and the return on your investment. All units are hence available with PACE and ECO-Mode functionalities. Thanks to our efficient compressor element, you can even power more than 1 handheld tool with one 3 m³/min machine.

More in the box

All portable small air compressors are packed with a number of standard features that improve the overall user experience. Intelligent controllers ease operation, increase utilization rate and boost energy efficiency. On top of that, the units are configurable with many options so you will always have a machine tailor-made and customized to your application's needs.

Ready to go

The compressors are built with intuitively in mind: whether you are responsible for operations, service or managing it. A lot of focus goes into designing a simple-to-operate user interface. All standard models are under 750 kg for easy transport without a special driver's license. Managing and monitoring your equipment is easier than ever. With service time under an hour, you increase uptime making sure your portable air compressor is always ready to go.



Features and benefits

Reliable, efficient and compliant

Atlas Copco's range of portable small air compressors is designed with a focus on reliability and efficiency. Fully compliant with the latest local emission standards, the units are your ideal partner for all your small air application needs. The noise level is rigorously tested and minimized to meet noise regulations, making them ideal for urban use.

To further protect both your investment and the working environment, our compressors feature a standard spillage-free frame that can contain up to 110% of all liquids, preventing any soil contamination, even on slopes or in wet conditions.

Advanced control

The user-friendly Xc2003 controller, equipped with PACE (Pressure Adjusted through Cognitive Electronics) and ECO-mode, gives you full control. The PACE system allows you to adjust pressure settings in just three steps, making a single compressor versatile enough for multiple applications from paint spraying, over powering handheld tools to shotcreting. ECO-mode reduces energy consumption by up to 50%, enhancing efficiency by automatically restarting when air demand resumes.

With the option for an integrated generator, there is no need to roll in an external power source for small power needs on site. Whether you need to light a cabine, power electric tools or a light tower, the integrated generator increases the efficiency of your compressor on site.



Built to last


At the core of Atlas Copco's small air compressors is a highly efficient and durable compressor element, engineered through decades of expertise. This ensures lower power and fuel consumption, reduced maintenance needs, and increased uptime, offering you reliable performance and long-term savings. Our compressors are also compact and lightweight, making them perfect for maneuvering in tight construction sites.

Built for toughness, the machines come with a tough HardHat® canopy, along with a 3-layer paint system on all exterior metal parts, which guarantees years of durability. This combination ensures a long service life and higher resale value, making the units a smart investment. The full PE hood and bumper further safeguard your investment from damage, ensuring that the equipment remains in perfect condition, even after challenging work conditions and transport.




Additionally, the compressors are engineered with an anti-airlock system, which self-primers by removing air from fuel lines, ensuring optimal performance and minimizing downtime. With Atlas Copco's portable air compressors, you're investing in durability, efficiency, and a versatile solution that maximizes both productivity and profitability.

Simplified maintenance

Maintenance is hassle-free, with easy access to central drains and spin-on filters, allowing service to be completed in under an hour without special tools. The certified lifting beam supports four times the compressor's weight, and a unique QR code provides instant access to unit-specific information, such as parts lists, service tips, and instructional videos.



The solution for your needs

Model	 Pneumatic tools: breaking, drilling, chipping, pumping,...	 Abrasive blasting	 Blowing
XAS 38	●	○	○
XAS 48 / XAS 48-7 G	●	○	○
XAS 58-7 / XAS 58-7 G	●	○	○
XAS 68-10 / XAS 68-7 G / XAS 68-12 PACE	○	●	●
XAS 88-7 / XAS 88-7 G / XAS 88-10 PACE	●	●	●

● Best choice ○ Suitable



Technical data

Technical data	Unit	Compressors with integrated generator										
		XAS 38	XAS 48	XAS 58-7	XAS 68-10	XAS 68-12 PACE	XAS 88-7	XAS 88-10 PACE	XAS 48-7 G	XAS 58-7 G	XAS 68-7 G	XAS 88-7 G
Nominal effective working pressure	bar (g)	7	7	7	10.3	5 - 12	7	5 - 10.3	7	7	7	7
	psi (g)	100	100	100	150	73 - 175	100	73 - 150	100	100	100	100
Actual Free Air Delivery (no aftercooler)	m³/min	2	2.5	3	3.5	3.5 - 3.25	5	5 - 3.5	2.5	3	3.5	5
	l/s	33	42	50	58.9	58.6 - 54.4	82	82 - 56.3	42	50	58.7	82
	cfm	70	89	106	125	125 - 115	174	174 - 120	89	106	125	174
Max.sound power level (Lw @2000/14/EC)	dB(A)	97	98	95	98	98	98	98	98	95	98	98
Max.sound pressure level at 10m (Lp)	dB(A)	69	70	67	70	70	70	70	70	67	70	70
Max ambient temperature with/without aftercooler (at sea level)	°C	45 / 50	45 / 50	45 / 50	45 / 50	45 / 50	45 / 50	45 / 50	45 / 50	45 / 50	45 / 50	45 / 50
Min ambient temperature with/without Cold Start	°C	-20 / -10	-20 / -10	-20 / -10	-20 / -10	-20 / -10	-20 / -10	-20 / -10	-20 / -10	-20 / -10	-20 / -10	-20 / -10
Control system		Analog	Analog	Digital	Digital	Digital	Digital	Digital	Digital	Analog	Digital	Digital
Engine												
Engine brand		Kubota	Kubota	Kubota	Kubota	Kubota	Kubota	Kubota	Kubota	Kubota	Kubota	Kubota
Engine model		D722	D902	D1105	V1505-CR-T	V1505-CR-T	V1505-CR-T	V1505-CR-T	V1505-CR-T	D1105	V1505-CR-T	V1505-CR-T
Emission stage		EU Stage V	EU Stage V	EU Stage V	EU Stage V	EU Stage V	EU Stage V	EU Stage V	EU Stage V	EU Stage V	EU Stage V	EU Stage V
Engine power at full load engine speed	kW	14.9	18.5	18.5	33	33	33	33	33	18.5	33	33
Number of cylinders		3	3	3	4	4	4	4	4	3	4	4
Full load/nominal speed	rpm	3400	3400	3000	3000	3000	3000	3000	3000	3000	3000	3000
Unload speed	rpm	2000	2000	2400	1800	1800	1800	1800	1800	2400	1800	1800
Dimensions												
Box (length x width x height)	mm	1570 x 1060 x 990	1570 x 1060 x 990	1940 x 1180 x 1150	1940 x 1180 x 1150	1940 x 1180 x 1150	1940 x 1180 x 1150	1940 x 1180 x 1150	1940 x 1180 x 1150	1940 x 1180 x 1150	1940 x 1180 x 1150	1940 x 1180 x 1150
Box weight	kg	<750	<750	<750	<750	<750	<750	<750	<750	<850	<750	<850
Undercarriage (length x width x height)	mm	1960 x 1230 x 1250	1960 x 1230 x 1250	2290 x 1350 x 1400	2290 x 1350 x 1400	2290 x 1350 x 1400	2290 x 1350 x 1400	2290 x 1350 x 1400	2290 x 1350 x 1400	2290 x 1350 x 1400	2290 x 1350 x 1400	2290 x 1350 x 1400
Undercarriage weight	kg	<750	<750	<750	<750	<750	<750	<750	<750	<850	<750	<850
Fuel tank capacity	l	28.5	28.5	45	45	45	45	45	45	45	45	45
Air outlet connections		2 x G 3/4	2 x G 3/4	3 x G 3/4	3 x G 3/4	3 x G 3/4	3 x G 3/4	3 x G 3/4	3 x G 3/4	3 x G 3/4	3 x G 3/4	3 x G 3/4
Alternator												
Alternator power	kVA	/	/	/	/	/	/	/	/	12	6 or 6.5	6, 6.5 or 12
Alternator output voltage	V	/	/	/	/	/	/	/	/	230/400	230/400 or 110	230/400 or 110

Standard features

- PE hood and back baffle
- 110% spillage-free frame
- Spin-on filters
- C3 certified anti-corrosion frame
- Anti-airlock system
- Starter motor protection system
- Digital controller Xc1004 (on XAS 68-10 and XAS 88-7)
- Digital controller Xc2003 (on XAS 48-7G, XAS 68-7 G, XAS 68-12 PACE, XAS 88-7 G and XAS 88-10 PACE)
- Controller lock-out switch

Options

- Built-in generator
- After-cooler + water separator (+ optional reheater, bypass valve, non-return valve)
- Toolbox
- Lubricator
- Cold start
- Fleetlink



TRIBAC Baumaschinen

16761 Hennigsdorf
Philipp-Pfarr-Straße 9A /
Spandauer Allee
Tel.: 0 33 02 / 49 98 29 - 0
Fax.: 0 33 02 / 49 98 29 - 22

15366 Neuenhagen
bei Berlin
Am Wall 51
Tel.: 0 33 42 / 23 69 - 0
Fax.: 0 33 42 / 23 69 - 99

14513 Teltow bei Potsdam
Schenkendorfer Weg 10 /
Stahnsdorfer Straße
Tel.: 0 33 28 / 33 94 - 0
Fax.: 0 33 28 / 33 94 - 222

12557 Berlin
Glienicker Straße 101
Tel.: 0 30 / 64 89 758 - 0
Fax.: 0 30 / 64 89 758 - 22

www.tribac.de · info@tribac.de

